

mΩ HiTESTER 3540

Component measuring instruments



Customize with BCD output, printer interface or RS-232C interface to suit your application needs.

Fast-response milliohmmeter offers selectable manual measurement or system integration.

The mΩ HiTESTER 3540 is a high performance low resistance tester that includes a comparator function essential for component sorting, fast 16-times-per-second sampling, temperature compensation and auto-ranging, and a choice of interfaces to meet your measurement needs.

The standard 3540 is the economical version without external control interfaces, making it the no-fuss solution for manual testing.

For more advanced system integration capabilities, select Model 3540-01 for a built-in BCD output interface providing for external control, Model 3540-02 to output measurement results to a printer, and Model 3540-03 to add PC compatibility via a built-in RS-232C interface.



ISO 9001
JMI-0216



ISO 14001
JQA-E-90091



<http://www.hioki.co.jp/>

Hioki company overview, new products, environmental considerations and other information are available on our website.

Internal Comparator with Fast 100 ms Response

Features

- Comparator function stores up to seven tables
- Dual comparator modes: Hi-Lo compares upper and lower limits, and REF-% compares a range and standard value
- Fast response of about 100 ms (measuring pure resistance: actual response depends on material under test)
- Temperature compensation function measures temperature and calculates value relative to copper at 20°C/68°F
- 4-terminal method eliminates the effects of leads and contact resistance
- Auto-ranging function
- Dual power system: batteries or AC adapter
- BCD, printer interface and RS-232C interface options in -01, -02 and -03 suffix versions, respectively



Main Buttons



*All display segments shown lit for purposes of illustration.

1. Range Select, Auto-Range On/Off
2. Hold (also controllable by external trigger and EOC, besides displaying hold)
3. Temperature compensation On/Off or temperature display
4. Button lock
5. Comparator Table Select (Up to 7 states can be memorized)
6. Comparator Mode Select (Hi-Lo or REF-%)
7. Comparator Value Set (Upper/Lower limits or standard value/range settings)
8. Beeper Mode Select (HL, IN, OFF)
9. Comparator On/Off
10. Sampling Speed Select (Fast: 16 times/s, or Slow: 4 times/s)

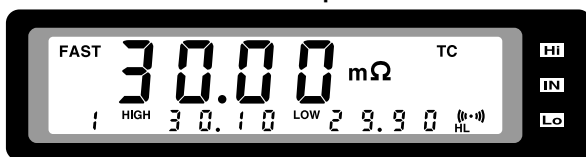
Comparator Function

The comparator includes a Hi-Lo mode for setting upper and lower limits, and a REF-% mode for setting a standard value and range.

Up to seven tables can be memorized, each storing a measurement range, comparator mode and comparator values.

Hi/IN/Lo measurements are indicated by LED and 3-way beeper mode, and for the -01 and -02 versions, results are available for external use at open-collector output terminals on the rear panel.

Hi-Lo Comparator



Example display with FAST sampling, measurement value 30.00 mΩ, temperature compensation on, table no. 1, upper limit 30.10 and lower limit 29.90, and beeper mode HL.

REF-% Comparator

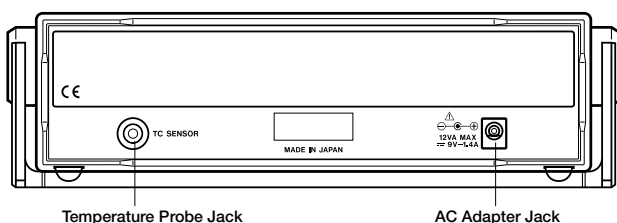


Example display with FAST sampling, 100.0% deviation of display from standard value (displayed deviation = measured value / standard value × 100%), temperature compensation function on, table no. 7, standard value is 30.00, range is ±10.0%, and beeper mode IN.

3540

The basic version includes the essential functions: eliminating external interfaces to keep the price low. Comparator results are displayed by LED and beeper. Jacks are provided on

the rear panel for the temperature probe (for temperature compensation), and for the AC adapter.



Temperature Measurement Display



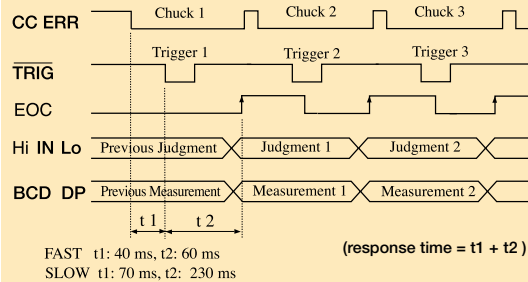
Ideal Interface for System Integration

3540-01

This version is equipped with a digital interface providing BCD output of comparator results and external control capability, as well as the essential functions of the 3540. Along with BCD output, the range, comparator tables, EOC and power can be externally controlled, ideal for system applications.

Timing Chart Example

The following chart shows the timing relationships between comparator results using the hold function and BCD output at the external connector.

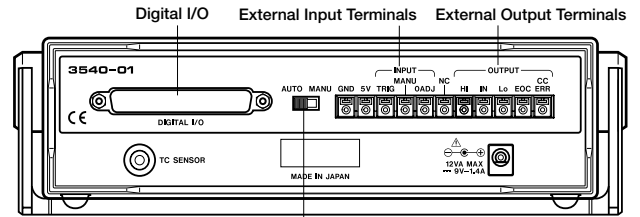


At Hold time, the EOC is retained until the next trigger to facilitate sequencing. Display and output are retained until the next EOC is taken.

CC ERR input enhances test reliability with various materials under test

t1: (Settling time) after checking, the delay until measured power is stable before triggering. Settling time depends on material under test (value is relative to pure resistance).

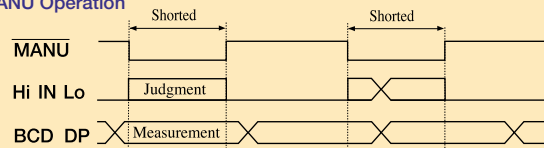
t2: (Measuring) raising EOC accepts BCD and comparator results, so the desired data is captured.



AUTO/MANU Select

With AUTO selected, BCD and comparator results are output continuously. With MANU selected, comparator results are output only when the MANU and GND external input terminals are shorted together.

MANU Operation



Digital I/O Details

Outputs (TTL: 5V, 20 mA max.)

- BCD DP (range) signal
- End-Of-Check (EOC) signal
- Supply Current Error (CC ERR) signal

Inputs (TTL: 5V, 20 mA max.)

- Range Select
- Comparator Table Select
- DC Power (+5V, 200 mA max.)
- GND

Note: Signal Logic

TTL Outputs: assert = 5V, negate = 0V

TTL Inputs: assert = 0V, negate = 5V

Open Collector Outputs: assert = ON,

negate = OFF

EOC and CC ERR are output from version -01 by both TTL and open collector. Pin out details are available upon request.

External I/O

Outputs

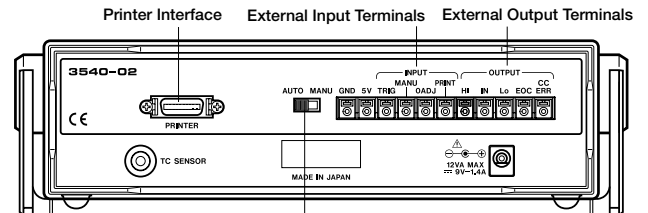
- (Open Collector: 35V, 50 mA max.)
- Comparator Result signal (Hi, IN, Lo)
- End-Of-Check (EOC) signal
- Supply Current Error (CC ERR) signal

Inputs (TTL: 5V, 20 mA max.)

- Trigger (TRIG)
- Manual (MANU)
- Zero Adjust (0 ADJ)
- Print (PRINT: only in version -02)
- DC Power (+5V, 200 mA max.)
- GND

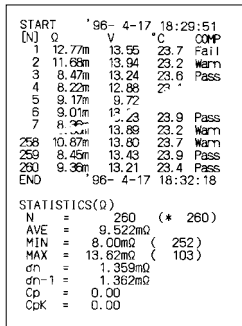
3540-02

This version is equipped with a printer interface. The printer connector is provided along with the external I/O terminals of the -01 version, allowing printing by external request. The optional model DIGITAL PRINTER 9203 provides interval printing, statistical processing of maximum, minimum, average, standard deviation, histograms and graph printing. A standard printer with Centronics interface can also be connected.

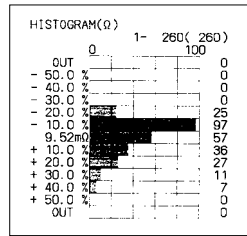


AUTO/MANU Select

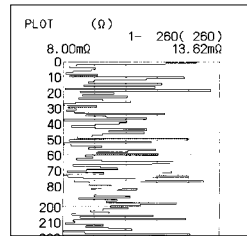
Printing Examples



Statistical Processing



Histogram



Graph Printing



DIGITAL PRINTER 9203

Printer type: Thermal Line Printer
Statistical Processing (up to 99,999 data points)
Histogram and graphics (up to 5,000 data points)
Dimensions and mass: approx. 215W × 160H × 54D mm, 1.1 kg.
Note: Please refer to the catalog for the Battery HISTESTER 3550 series for further details.

3540-03

This model is equipped with an RS-232C interface, through which all features of the instrument other than the power supply can be controlled remotely. Measurement data can also be output through the interface for processing by various applications, increasing the scope of data utility.

RS-232C Specifications

Transfer method : Synchronous transfer, full duplex.

Transfer rate : 9600

Data format : 8 data bits, no parity, 1 stop bit

Handshaking : No support for X flow or hardware flow control

Delimiter : CR or CR+LF during receive, CR+LF during send

Connection cable : D-sub 9-pin female connector, reverse connection

■3540 Specifications

Measurement method:	4-terminal direct current
Operating method:	double integration
Display:	LCD Resistance display digits up to 3500 Temperature digits up to 999
Auto-Ranging:	available (disabled with comparator ON)
Input Overrange:	[OF] display
Current Fault:	[- - -] display (CC ERR external output in versions -01, -02 and -03)
Sampling Rate:	Resistance measurement: SLOW 4 times/s, FAST 16 times/s
Response Time:	Resistance measurement: SLOW 300 ms, FAST 80 ms Note: settling time depends on material under test (values are relative to pure resistance).
Temperature Compensation Function:	Standard Temperature 20°C/68°F, Temperature Modulus: 3930 ppm/Cu wire
Comparator:	Comparator modes: selectable Hi-Lo or REF-% Comparator results are indicated by LED and beeper (selectable from HI/IN/OFF) Up to 7 table memories (external table selection only with version -01) External output (open collector: versions -01, -02 and -03 only)
External Control:	TTL Output: BCD
(-01, -02 and -03 Ver. only)	Open Collector Outputs: Hi, IN, Lo, EOC, CC ERR TTL Inputs: TRIG, MANU, 0 ADJ, range, comparator table select (-01 only), PRINT (-02 only)
External Interface:	Centronics interface (-02 only), RS-232C interface (-03 only)

Overvoltage Protection:	30V DC or AC peak (fuse protected)
Environment:	Operating temperature range: 0 to 40°C (32°F to 104°F), less than 80% rh Storage temperature range: -10 to 50°C (14°F to 122°F), less than 80% rh Operating conditions: indoors, below 2,000 m (6,562 feet) altitude AA-size Alkaline batteries: type LR6 × 6 pcs, or AA-size Manganese batteries: type R6P × 6 pcs, or Model AC ADAPTER 9445 (9 V DC, 1 A)
Power Supply:	w/LR6 batteries: approx. 7 h (30 and 300 mΩ ranges) approx. 18 h (other ranges) w/R6P batteries: approx. 1.5 h (30 and 300 mΩ ranges) approx. 6 h (other ranges)
Operating Time:	(with LED and Beeper on)
Maximum Rated Power:	5 VA
Dimensions:	215W × 61H × 213D mm (8.5"W × 2.4"H × 8.4"D)
Mass:	3540 – Approx 900 g (2lbs), 3540-01 – Approx 1 kg (35.3 oz.)
Accessories:	CLIP TYPE LEADS 9287-10 (1), TEMPERATURE PROBE 9451 (1), Spare Fuse (1- F1.0 AH/250 V), Ferrite Clamp (1), External Connector Socket (*Ver.-01 only, HIROSE ELECTRIC INC. 37-pin plug / type FDCD-37P) EMC EN61326 EN61000-3-2 EN61000-3-3 Safety EN61010-1 Pollution degree 2
Conforming Standards:	

■Measurement Ranges

Conditions of guaranteed accuracy: 23 ± 5°C/73 ± 9°F less than 80% rh (non-condensing), after 30 min. warm-up, after zero adjustment.

Resistance Measurement: (sample rate: SLOW; for FAST, add 3 digits to the following digit tolerances)

Range	30 mΩ	300 mΩ	3 Ω	30 Ω	300 Ω	3 kΩ	30 kΩ
Resolution	10 μΩ	100 μΩ	1 mΩ	10 mΩ	100 mΩ	1 Ω	10 Ω
Measuring Current	100 mA		1 mA			10 μA	
Maximum Applied Voltage	3.5 mV	35 mV	3.5 mV	35 mV	350 mV	35 mV	350 mV
Accuracy	±0.1%rdg. ±6dgt.	±0.1%rdg. ±4dgt.	±0.1%rdg. ±6dgt.	±0.1%rdg. ±4dgt.			
Temperature Modulus	(±0.02%rdg. ±0.5dgt.)°C (1.8°F)						
Open-Terminal Voltage	4.0 V max.						

Temperature Measurement/Compensation

Temperature Range	Temperature Measurement Accuracy	Accuracy of Temperature Compensation (add to resistance measurement accuracy)
-10.0 to 39.9°C (-14.0 to 103.8°F)	±0.3%rdg. ±0.5°C (0.9°F)	±0.3%
40.0 to 99.9°C (104 to 211.8°F)	±0.3%rdg. ±1.0°C (1.8°F)	±0.6%



approx. 1.5 m (59.1")
platinum resistance

TEMPERATURE PROBE 9451 (included)

mΩHiTESTER 3540

mΩHiTESTER 3540-01 (with BCD)

mΩHiTESTER 3540-02 (with Printer interface)

mΩHiTESTER 3540-03 (with RS-232C interface)

Optional accessories

AC ADAPTER 9445-02 (universal 100 to 240VAC, 9V/1A output/for UL type)

AC ADAPTER 9445-03 (universal 100 to 240VAC, 9V/1A output/for EU type)

CLIP TYPE LEADS 9452

FOUR-TERMINAL LEADS 9453

PIN TYPE LEADS 9455

CLIP TYPE LEADS WITH TEMPERATURE SENSOR 9460

PIN TYPE LEADS 9461

LARGE CLIP TYPE LEADS 9467

PIN TYPE LEADS 9770

PIN TYPE LEADS 9771

RS-232C CABLE 9637 (9pin-9pin/Cross/1.8m)

RS-232C CABLE 9638 (9pin-25pin/Cross/1.8m)

DIGITAL PRINTER 9203 (for 3540-02)

CONNECTION CORD 9425 (20-pin half-pitch – 36pin/D-sub)

[for connecting the 3540-02 to the 9203/2meters]

RECORDING PAPER 9233 (for the 9203/10meters,10rolls)

9287-10 (included)



Approx. 85 cm between connectors, and 13 cm between probes

9452



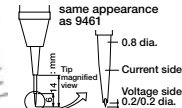
Approx. 80 cm between connectors, and 20 cm between probes

9453



Approx. 80 cm between connectors, and 28 cm between probes

9455



same appearance as 9461
0.8 dia.
Tip magnified view
Current side
Voltage side
0.2/0.2 dia.

9460



Approx. 1.7 m between connectors, and 30 cm between probes

9461



Approx. 40 cm between connectors, and 24 cm between probes

9467



Approx. 85 cm between connectors, and 30 cm between probes, 29 mm dia.

9770/9771



Cable length: connector to fork 40cm, fork to probes 26cm

9770 -- in detail



0.6 mm dia.
1.8 mm dia.
2 mm

9771 -- in detail



0.2 mm
2.2 mm
9 mm

HIOKI

HIOKI E. E. CORPORATION

HEAD OFFICE :

81 Koizumi, Ueda, Nagano, 386-1192, Japan
TEL +81-268-28-0562 / FAX +81-268-28-0568
E-mail: os-com@hioki.co.jp

HIOKI USA CORPORATION :

6 Corporate Drive, Cranbury, NJ 08512 USA
TEL +1-609-409-9109 / FAX +1-609-409-9108
E-mail: hioki@hiokiusa.com

HIOKI (Shanghai) Sales & Trading Co., Ltd. :

1904 Shanghai Times Square Office, 93 Huai Hai Zhong Road
Shanghai, P.R.China POSTCODE: 200021
TEL +86-21-6391-0090/0092 FAX +86-21-6391-0360
E-mail: info-sh@hioki.cn

Beijing Office :

A-2602 Freetown, 58 Dong San Huan Nan Road
Beijing, P.R.China POSTCODE: 100022
TEL +86-10-5867-4080/4081 FAX +86-10-5867-4090
E-mail: info-bj@hioki.cn

Guangzhou Office :

Room 303, Profit Plaza, No.76, West Huangpu Road
Guangzhou, P.R.China POSTCODE: 510623
TEL +86-20-38392673/2676 FAX +86-20-38392679
E-mail: info-gz@hioki.cn

DISTRIBUTED BY